



FEASIBILITY STUDY

January 16, 2006

Prepared by:

Roger Salas – Distribution Engineering



**SOUTHERN CALIFORNIA
EDISON**

An **EDISON INTERNATIONALSM** Company

SOUTHERN CALIFORNIA EDISON COMPANY

Approved by:

**Randy R. Smith
Engineering Manager**

EXECUTIVE SUMMARY

[REDACTED] applied to Southern California Edison ("SCE") for distribution service under the terms of SCE's Wholesale Distribution Access Tariff ("WDAT"). [REDACTED] LLC will own and operate a 49.9 MW generating facility [REDACTED] to be interconnected at a new interconnection facility, [REDACTED] to be constructed by [REDACTED]. [REDACTED] will be served by looping in an existing SCE's 66kV line. Distribution service pursuant to the WDAT is proposed to be from [REDACTED] to the California Independent System Operator ("ISO") grid at SCE's 230 kV Padua Substation. The proposed in-service date of the [REDACTED] is May 1, 2006.

The [REDACTED] is a generation system consisting of [REDACTED] 13.8 kV, 71.2 KVA LM6000 Gas Turbine in simple cycle mode of operation with a net generation export of 49.9 MW. The generation facility will utilize [REDACTED] 45 MVA, 13.8 kV/66 kV step-up transformer to interconnect the generator to the SCE's system. As requested by [REDACTED], LLC, SCE performed a Feasibility Study to identify the general electrical system impacts of the [REDACTED] possible mitigation measures to maintain conformance with SCE, ISO, or other applicable reliability planning criteria, and non-binding order of magnitude cost estimates for these mitigation measures.

The Feasibility Study consisted of a power flow analysis and a three-phase short circuit duty analysis to determine whether the energy associated with the [REDACTED] can be transmitted through SCE's system to the ISO grid at Padua Substation, without creating the need for modifications to SCE's system and/or the ISO grid. The study showed that, with the [REDACTED] on-line:

- Thermal loadings on approximately 1.0 miles of existing SCE subtransmission facilities used to provide the requested WDAT service exceeded criteria limits.
- There are two base case overloads that are attributed to previous projects and the [REDACTED] will contribute less than 1% of the loading of the overloaded lines. After the previous projects mitigate the base case line overloads, the [REDACTED] will not trigger any additional overloads. Appendix D provides more information on these overloads.
- No 66 kV circuit breakers and no 230 kV circuit breakers will need to be upgraded due to the [REDACTED]

Non-binding order of magnitude cost estimates for the required interconnection facilities and system upgrades are as follows:

[REDACTED] interconnection facility - Amount includes 35% ITCC tax	\$4.185M
Protection Upgrades (Three Substations) - Amount includes 35% ITCC tax	\$1.316M
New I.T. facilities (Three Substation)- Amount includes 35% ITCC tax	\$0.675M
RTU installed at Wellhead - Amount Includes 35% ITCC tax	\$0.115M
66 kV system line upgrades - Amount includes 35% ITCC tax	\$0.427M
ISO transmission system upgrades	\$0.0M
<u>Circuit breaker replacements (66 kV, 230 kV) - Amount includes 35% ITCC tax</u>	<u>\$0.0M</u>
Total non-binding order of magnitude cost estimate	\$6.718M

Additional system studies (i.e., single line-to-ground short circuit duty, transient stability, post-transient stability) will be performed and refined cost estimates will be developed in a subsequent System Impact Study and/or Facilities Study if requested by the customer.

CONTENTS

	<u>PAGE</u>
1. INTRODUCTION	1
2. STUDY CONDITIONS AND METHODOLOGY	2
2.A Planning Criteria	2
2.B System Load Conditions	2
2.C Power Flow Study	2
2.D Short-Circuit Duty Study	2
3. DISCUSSION OF STUDY RESULTS	3
3.A Power Flow Study	3
3.B Short-Circuit Duty Study	3
4. NON-BINDING ORDER OF MAGNITUDE COST ESTIMATES	4
5. CONCLUSIONS	4

APPENDIX

- A. 2006 Padua System Power Flow – Without [REDACTED] Generator On Line
- B. 2006 Padua System Power Flow – With [REDACTED] Generator On Line
- C. 2006 Padua System Power Flow – With [REDACTED] Generator On Line After Project
- D. Transmission Assessment


[REDACTED]

FEASIBILITY STUDY

August 14, 2005

1. INTRODUCTION

[REDACTED] applied to Southern California Edison ("SCE") for distribution service under the terms of SCE's Wholesale Distribution Access Tariff ("WDAT"). [REDACTED] will own and operate a 49.9 MW generating facility [REDACTED] to be interconnected at a new interconnection facility [REDACTED] to be constructed by SCE. The [REDACTED] will be served by looping in an existing SCE's 66kV line as shown in figure 1.



Distribution service pursuant to the WDAT is proposed to be from [REDACTED] to the California Independent System Operator ("ISO") grid at SCE's 230 kV Padua Substation. The proposed in-service date of the [REDACTED] is May 1, 2006.

The [REDACTED] is a generation system consisting of [REDACTED] 13.8 kV, 71.2 KVA LM6000 Gas Turbine in simple cycle mode of operation with a net generation export of 49.9 MW. The generation facility will utilize [REDACTED] 45 MVA, 13.8 kV/66 kV step-up transformer to interconnect the generator to the SCE's system. As requested by [REDACTED] LCC, SCE performed a Feasibility Study to identify the general electrical impacts of the [REDACTED] possible mitigation measures to maintain conformance with SCE, ISO or

other applicable reliability planning criteria, and non-binding order cost estimate for these mitigation measures.

The Feasibility Study consisted of a power flow analysis and a three-phase short-circuit duty analysis to determine whether the energy associated with the [REDACTED] can be transmitted through SCE's distribution system to the ISO grid at Padua substation, without creating the need for modifications to SCE's distribution system and/or the ISO grid. This report describes the study conditions and assumptions and presents the results of the power flow and short-circuit duty analyses on SCE's Padua 66 kV subtransmission system. Appendix D details study results for the ISO-controlled transmission grid.

2. STUDY CONDITIONS AND METHODOLOGY

A. Planning Criteria

The study was conducted by applying SCE's planning criteria to the SCE facilities used to provide the requested WDAT service. Specifically, the main criteria applicable to this study are as follows:

Power Flow Criteria

Line loading should not exceed 100% of a conductor's thermal rating with all facilities in service (base case).

Line loading should not exceed 100% of a conductor's emergency rating with one line out of service (N-1).

Short-Circuit Duty Criteria

Short-circuit duty should not exceed a circuit breaker's interrupting capability with maximum area generation on-line.

B. System Load Conditions

The study considered two system load conditions: peak loads and light loads. The peak load forecast was based on SCE's 2005-2014 Distribution Substation Plan. The light load forecast was assumed to be 65% of the peak load forecast.

C. Power Flow Study

This study evaluated the [REDACTED] impact on line loadings for base case and N-1 conditions. Both peak load and light load conditions were modeled. Line loadings were monitored both with and without the [REDACTED] to determine if the addition of the [REDACTED] caused any violations of SCE's thermal loading criteria.

D. Short-Circuit Duty Study

This study evaluated the [REDACTED] impact on three-phase short-circuit duties seen by substation circuit breakers at the 66 kV level. Symmetrical three-phase fault currents and

X/R ratios were calculated both with and without the [REDACTED] to determine if the addition of the [REDACTED] caused any violations of SCE's short-circuit duty criteria.

The dataset used for the short-circuit study represented all existing generation and all projects in the queue (up to and including the [REDACTED]) as on-line. Substations where the [REDACTED] increased three-phase short-circuit duties by 0.1 kA or more were flagged, and circuit breaker interrupting capabilities were reviewed at these substations to determine if any circuit breakers required replacement as a result of the [REDACTED].

3. DISCUSSION OF STUDY RESULTS

A. Power Flow Study

For both peak load and light load conditions, the addition of the [REDACTED] caused the following violations:

Approximately 1.0 miles of existing overhead conductor on the Garden State leg of the Garden State-Layfair-San Dimas 66KV line will be loaded to 106% of its normal loading criteria under base case conditions due primarily to the [REDACTED].

For both peak load and light load conditions, the addition of the [REDACTED] caused no violations of SCE's thermal loading criteria under N-1 conditions.

B. Short-Circuit Duty Study

Table 1 below summarizes the impact of the [REDACTED] on symmetrical three-phase short-circuit duties and X/R ratios at various 66 kV buses on the SCE system. [REDACTED] buses were flagged where the [REDACTED] increased three-phase short-circuit duties by 0.1 kA or more. A review of circuit breaker interrupting capabilities at these locations determined that no 66 kV circuit breakers will need to be replaced as a result of the [REDACTED].

Table 1: Three-Phase Short-Circuit Duty Summary

4. NON-BINDING ORDER OF MAGNITUDE COST ESTIMATES

Non-binding order of magnitude cost estimates for the required interconnection facilities and 66 kV system upgrades are as follows:

[REDACTED] interconnection facility – Includes 35% ITCC tax	\$4.185M
Protection upgrades (Three Substations) – Includes 35% ITCC tax	\$1.316M
New I.T. Facilities (Three Substations) – Includes 35% ITCC tax	\$ 0.675M
RTU installed at [REDACTED] – Includes 35% ITCC tax	\$0.115M
66 kV system line upgrades – Includes 35% ITCC tax	\$0.427M
66 kV circuit breaker replacements: Amount includes 35% ITCC tax	\$0.0M
<u>Total non-binding order of magnitude cost estimate – 66 kV system</u>	<u>\$6.718M</u>

5. CONCLUSIONS

The results of this Feasibility Study showed that, with the [REDACTED] on-line:

- Thermal loadings on approximately 1.0 miles of existing SCE subtransmission facilities used to provide the requested WDAT service exceeded criteria limits.
- There are two base case overloads that are attributed to previous projects and the [REDACTED] will contribute less the 1% of the loading of the overloaded lines. After the previous projects mitigate the base case line overloads, the [REDACTED] will not trigger any additional overloads. Appendix D provides more information on these overloads.
- No 66 kV circuit breakers will need to be upgraded due to the [REDACTED]

Non-binding order of magnitude cost estimates for the required Interconnection facilities and 66 kV system upgrades are as follows:

[REDACTED] interconnection facility – Includes 35% ITCC tax	\$4.185M
Protection Requirements (Three substations) – Includes 35% ITCC tax	\$1.316M
Required I.T. Facilities (Three substation) – Includes 35% ITCC tax	\$0.675M
RTU installed at [REDACTED] – Includes 35% ITCC tax	\$0.115M
66 kV system line upgrades – Includes 35% ITCC tax	\$0.427M
66 kV circuit breaker replacements: Amount includes 35% ITCC tax	\$0.0M
<u>Total non-binding order of magnitude cost estimate – 66 kV system</u>	<u>\$6.718M</u>

Additional system studies (i.e., single line-to-ground short circuit duty, transient stability, post-transient stability) will be performed and refined cost estimates will be developed in a subsequent System Impact Study and/or Facilities Study if requested by the customer


PAGES OMITTED FOR
CEII REGULATIONS

[REDACTED]

WHOLESALE DISTRIBUTION ACCESS TARIFF

FEASIBILITY STUDY
TRANSMISSION ASSESSMENT

January 9, 2006

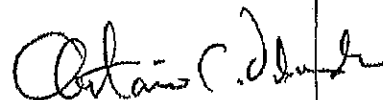


SOUTHERN CALIFORNIA
EDISON[®]

An EDISON INTERNATIONAL[®] Company

Study by
Amos Ang

Southern California Edison Company


for Patricia L. Arons

[REDACTED]

FEASIBILITY STUDY - TRANSMISSION ASSESSMENT

EXECUTIVE SUMMARY

[REDACTED] applied to Southern California Edison ("SCE") for Distribution Service under the terms of SCE's Wholesale Distribution Access Tariff ("WDAT"). [REDACTED] proposed to connect a single GE LM6000 simple cycle gas turbine at [REDACTED] generating facility in Pomona, California ("Project"), with a maximum operating rating of 49.9 MW. [REDACTED] proposed to connect the Project to SCE's Garden State-Layfair-San Dimas 66 kV line for the delivery of energy to the ISO Grid at SCE's Padua Substation. The in-service date proposed by [REDACTED] is June 1, 2006.

Southern California Edison's (SCE's) Transmission and Interconnection Planning (TIP) department has performed a Feasibility Study to determine the adequacy of SCE's transmission system to accommodate the Project. The study indicates that the system is not adequate to accommodate the 49.9 MW of generation without modifications. A System Impact Study and a Facility Study will be required for the Project. The study did not find any problems on SCE's Bulk Power System based on initial engineering assessment

The results of the Feasibility Study is a precursor to the more complete System Impact Study which will be used as the basis to determine project cost allocation for facility upgrades in the Facilities Study. *The study accuracy and the results for the assessment of the system adequacy are contingent on the accuracy of the technical data provided by the [REDACTED]* Any changes from the attached data could void the study results.

SCE's Field Engineering department has performed a Feasibility Study on the SCE affected distribution network.

POWER FLOW STUDY RESULTS

The power flow study results show that overloading problems are found on several transmission lines for single and double contingencies. Specifically:

Base case

There are two base case overloads that are attributed to previous projects and the Project contributed less than 1% of the loading of these lines. After the previous projects mitigate these base case overloads, the Project will not trigger additional overloads of these facilities.

- Valley-Serrano 500 kV is loaded to 3,357.7 Amps or 112% of normal and emergency rating.
The base case overload is attributed to a higher queued generation project.

- Devers-Valley 500 kV is loaded to 3007.1 Amps or 100.4% of normal and emergency rating.
The base case overload is attributed to a higher queued generation project.

Single Contingency

Under spring and summer conditions, the Project aggravated pre-project overloads but did not trigger any upgrades.

Double Contingency

Under spring and summer conditions, the Project aggravated pre-project overloads but did not trigger any upgrades.

SHORT CIRCUIT DUTY STUDY

The data provided by [REDACTED] has been used to study the Short Circuit Duty contribution. The addition of the Project has impacted [REDACTED] substations with increases of ≥ 0.1 kA in the short circuit duty. The project does not trigger any circuit breaker upgrades for SCE's Bulk Power System in the initial engineering assessment but may change when further study is done to determine the need for circuit breaker upgrades.

SCOPE OF WORK

There are no associated upgrades with the Project on SCE's Bulk Power System. This study has not assumed overload mitigation requirements for projects ahead of the queue.

An Operational Study will also need to be performed based on in-service-year, as opposed to interconnection application queue order. The Operational Study will evaluate the need for having circuit breaker upgrades and mitigation of overloaded facilities in-service prior to Project interconnection, even if these upgrades are assigned to earlier-queued projects that may have later in-service dates.

COST OF UPGRADES

There is no cost for transmission upgrades associated with the addition of the project.

Cost shown below are system upgrades that are associated to higher queued projects for their interconnection

Note:

Study results may be affected by changes in other projects ahead of the queue in the area. A re-study may be required if there are changes in the project queue or the scope of projects ahead in the queue. The estimates are rough order of magnitude and are non binding cost estimates only.

COST ESTIMATE

The *Nonbinding* Cost Estimates associated with upgrading SCE's Bulk Power facilities is \$ dollars, excluding ITCC. See the following table for itemized cost.

Item	Direct Assignments	System Upgrades	TOTAL
Generation Tie Lines	(covered in field engineering's study)	-	-
Communication Equipment	-	-	-
Short Circuit Duty Mitigation	(covered in field engineering's study)	\$22,311,000	\$22,311,000
Transmission Overload Mitigation	-	-	-
			\$22,311,000

TABLE OF CONTENTS

	Page
1. INTRODUCTION	1
2. STUDY CONDITIONS AND ASSUMPTIONS	2
A) Planning Criteria	
B) [REDACTED] facility in Moreno Valley, California	
C) System Conditions	
D) Power Flow Study	
E) Short Circuit Duty Study	
3. POWER FLOW STUDY RESULTS	7
4. SHORT CIRCUIT DUTY STUDY RESULTS	9
5. CONCLUSIONS	10
6. APPENDIX A -- Single Line Diagram	12
7. APPENDIX B -- Contingency Tables	13
8. APPENDIX C -- Load Flow Diagrams	15

[REDACTED]

WHOLESALE DISTRIBUTION ACCESS TARIFF

FEASIBILITY STUDY TRANSMISSION ASSESSMENT

INTRODUCTION

[REDACTED] applied to Southern California Edison ("SCE") for Distribution Service under the terms of SCE's Wholesale Distribution Access Tariff ("WDAT"). Wellhead proposed to connect a single GE LM6000 simple cycle gas turbine at [REDACTED] in Pomona, California ("Project"), with a maximum operating rating at 49.9 MW. [REDACTED] proposed to connect the Project to SCE's Garden State-Layfair-San Dimas 66 kV line for the delivery of energy to the ISO Grid at SCE's Vista Substation. The in-service date proposed by [REDACTED] is June 1, 2006.

Southern California Edison's (SCE's) Transmission and Interconnection Planning (TIP) department has performed a System Impact Study to determine the adequacy of SCE's transmission system to accommodate the Project. The study indicates that the system is adequate to accommodate the 49.9 MW of generation without modifications contingent upon the position of the Project in the queue. A System Impact Study and a Facility Study will be required for the Project.

The results of the Feasibility Study is a precursor to the more complete System Impact Study which will be used as the basis to determine project cost allocation for facility upgrades in the Facilities Study. *The study accuracy and the results for the assessment of the system adequacy are contingent on the accuracy of the technical data provided by the [REDACTED]* Any changes from the attached data could void the study results.

SCE's Field Engineering department has performed a Feasibility Study on the SCE affected distribution network.

The study was performed for two system conditions representing: (a) 2006 heavy summer load (once in-ten-year heat wave assumption) with maximum eastern area generation, and (b) spring load (65% of 2006 heavy summer peak load) for the total transmission system. These conditions reflected the most critical expected loading condition for the transmission system in SCE's eastern area.

STUDY CONDITIONS AND ASSUMPTIONS

A. Planning Criteria

The study was conducted by applying the California Independent System Operator (CAISO) Reliability Criteria. More specifically, the main criteria applicable to this study are as follows:

Power Flow Assessment

The following contingencies are considered for transmission or sub-transmission lines and 500/230 kV transformer banks ("AA-Bank"):

Assuming both San Onofre Units 2 and 3 in service and then:

- Single Contingencies (N-1 Line or N-1 AA-Bank)
- Double Contingencies (N-2 Two Lines, N-1 Line and N-1 AA-Bank)
(Outages of two AA-Banks are beyond the Planning Criteria)

The following criteria are used:

Table 2.1

Transmission Lines	Base Case	Limiting Component Normal Rating
	N-1	Limiting Component A-Rating
	N-2	Limiting Component B-Rating
500-230 kV Transformer Banks	Base Case	Normal Loading Rating
	Long & Short Term	As Defined by SCE Operating Bulletins

System upgrades or Special Protection Systems for transmission lines are generally recommended only for base case overloads, single contingency overloads in excess of the A-Rating, and common mode failure double contingencies in excess of the B-Rating.

Congestion Assessment

The following principles, outlined below, were used for interconnecting generation into the SCE transmission system, which fall under CAISO jurisdiction (these principles may be subject to change for future interconnection projects).

- Congestion management, as a means to mitigate base case overloads, can be used if it is determined to be manageable and the CAISO concurs with the implementation.
- Facility upgrades will be required if it is determined that the use of congestion management is unmanageable as defined in the congestion management section that follows.
- Special protection schemes (SPS), in lieu of facility upgrades, will be recommended if the scheme is effective, does not jeopardize system integrity,

does not exceed the current CAISO single and double contingency tripping limitations, does not adversely effect existing or proposed special protection schemes in the area, and can be readily implemented.

- Facility upgrades will be required if use of protection schemes is determined to be ineffective, the amount of tripping exceeds the current CAISO single and double contingency tripping limitations, adverse impacts are identified on existing or currently proposed special protection schemes, or the scheme cannot be readily implemented.
- Congestion management in preparation for the next contingency will be required, with CAISO concurrence, if no facility upgrades or special protection schemes are implemented.

The following study method was implemented to assess the extent of possible congestion:

- a) Under Base Case with all transmission facilities in service, the system was evaluated with all existing interconnected generation and all generation requests in the area that have a queue position ahead of this request (pre-project).
- b) Under Base Case with all transmission facilities in service, the system was reevaluated with the inclusion of the Project (post-project).

If the normal loading limits of facilities are exceeded in (a), the overload is identified as an existing overload that was triggered by a project in queue ahead of the Project. If the normal loading limits of facilities are exceeded in (b) and were not exceeded in (a), the overload is identified as triggered by the addition of the Project. The Project, assuming it is a market participant, and other market participants in the area may be subjected to congestion management, potential upgrade cost and/or participation of any proposed special protection scheme if the project addition aggravates or triggers the overload. Additionally, the Project may have to participate in mitigation of overloads triggered by subsequent projects in queue, subject to FERC protocols and policies.

In order for congestion management to be a feasible alternative to system facilities, all of the following factors need to be satisfied:

- Time requirements for necessary coordination and communication between the CAISO operators, scheduling operators and SCE operators.
- Distinct Path/Corridor rating should be well defined so monitoring and detecting congestion and implementing congestion of the contributing generation resources can be performed when limits are exceeded.
- Sufficient amount of market generation in either side of the congested path/corridor should be available to eliminate market power.

- Manageable generation in the affected area is necessary so that operators can implement congestion management if required (i.e. the dispatch schedule is known and controllable).

The results of these studies should identify:

- a. if capacity is available to accommodate the proposed Project and all projects ahead in queue without the need for congestion management, special protection schemes, or facility upgrades
- b. if overloads exist in the area after the addition of all projects in queue ahead of the Project and all facilities in service
- c. if congestion exists in the area with the addition of the Project and all projects ahead in queue under single and double element outage conditions assuming no new special protection schemes are in place
- d. if sufficient capacity is maintained to accommodate all Must-Run and Regulatory Must-Take generation resources with all facilities in service
- e. if sufficient capacity is maintained to accommodate the total output of any one generation resource which is not classified as Must-Run.

B. [REDACTED] facility in Pomona, California

[REDACTED] proposed to connect the Project to SCE's Garden State-Layfair-San Dimas 66 kV line for the delivery of energy to the ISO Grid at SCE's Padua Substation. The in-service date proposed by [REDACTED] is June 1, 2006. Appendix A displays the equivalent one line diagram that Transmission & Interconnection Planning use to model the new generation.

Table 2. [REDACTED]

1 Single Generator	49.9 MW
Auxiliary Load	600 kW
Net Plant Output	49.3 MW

C. System Conditions

To simulate the SCE transmission system for analysis, the study selected the databases that were used to conduct the CAISO Controlled Transmission 2004-2008 Assessment. Load flow studies considered the existing system arrangement without the SDGE proposed Rainbow-Valley 500 kV transmission project and to reflect other transmission projects.

For example:

- Palo Verde – Devers 500 kV Line #2 was in service.

- All West of Devers 230 kV Lines have been upgraded.
- The Etiwanda – San Bernardino 230 kV line #1 rating will be increased to 2480 Amps / 988 MVA after the current wave trap removal project is completed.

The bulk power study considered scenarios that evaluated maximum EOR/WOR imports and maximum generation from Qualified Facilities in the eastern area. These conditions were evaluated to identify critical case scenarios that would stress the SCE 500-kV transmission system network in the eastern area. In addition, the study considered two system load conditions: 2006 heavy summer and light spring. The summer peak load forecast was based on SCE's 2005 Transmission Substation Transformer Capacity Assessment, and reflects a one-in-ten-year heat wave assumption. The 2005 – 2009 heavy summer load forecast is shown in Table 2.2. The 2005 - 2009 spring forecast assumed 65% of summer load forecast.

D. Power Study

Power flow studies were conducted under 2006 heavy summer and 2006 spring load conditions with and without the Project for a total of 4 base cases. Further descriptions of the base case assumptions are as follows:

- 2006 Heavy Summer: Case 1 **without** the Project and Case 2 **with** maximum generation in SCE's eastern area electrical system and maximum EOR/WOR power flow. Generation included: all market and all regulatory must-take units. Generation patterns were maximized in the eastern area to fully stress the system in order to identify extent of potential congestion on the bulk power system with the addition of the Project.
- 2006 Spring: Case 3 **without** the Project Case 4 **with** 2006 spring load (65% of summer peak for the total system) was used with maximum generation in SCE's eastern area and maximum EOR/WOR power flow. Generation included: all market and all regulatory must-take units. Generation patterns were maximized in the eastern area to fully stress the system in order to identify the extent of potential congestion on the bulk power system with the addition of the Project.

With the addition of the Project, SCE's area total generation, imports, loads, and losses for each case are summarized in table below:

Table 2.2

SCE AREA TOTAL GENERATION, IMPORT, LOAD AND LOSSES (MW)				
	2006 Heavy Summer		2006 Light Spring	
	Case 1	Case 2	Case 3	Case 4
Generation	16,142	16,142	10,925	10,926
Imports	7,830	7,830	4,896	4,896
Load	23,317	23,317	15,215	15,215
Losses	655	655	606	607

Simulations

For each of the four cases, load flow simulations of the bulk power system were conducted for the base case, single contingencies and double contingencies for lines and 500-230 kV transformer banks to determine impacts to the SCE system. A total of [REDACTED] single and [REDACTED] double contingencies in the SCE system were studied with system performance monitored for criteria violations on the SCE 500-kV and 230-kV systems.

E. Short Circuit Duty

The data provided by [REDACTED] has impacted [REDACTED] substations with increases in the short circuit duty. These impacts require further study to determine the need for circuit breaker upgrades.

PAGES OMITTED FOR
CEII REGULATIONS

See Appendix B, Table 1 for detailed results.

Heavy Summer Double Contingencies (N-2)

The study identified that the Project aggravated pre-project overloads but did not trigger the violation of criteria on SCE's bulk power system.

See Appendix B, Table 3 for detailed results.

Note:

Additional overloads were identified on the disconnect switches and circuit breakers. However, these overloads will be addressed through Edison's internal Substation Equipment Replacement Program (SERP)

SHORT CURCUIT DUTY STUDY RESULTS

Short Circuit Duty Study

The results of the maximum symmetrical three-phase short circuit duty at the critical buses in the SCE bulk transmission system are summarized in table 4.1 (the short circuit duty sheet).

The additional 49.9 MW Project has increased the short circuit duty at the substation facilities listed below for future review. However, study results may change due to other projects ahead of the queue in the area. A new study may be required when those projects are revised.

Three Phase (3PH) Short Circuit Duty Study Results

Table 4.1
Short Circuit Duty Sheet

Bus Name	Bus KV	PRE CASE		POST CASE		Increase KA
		X/R	KA	X/R	KA	
El						
Eti						
Miral						
F						
Ran						
San E						
Vil						

CONCLUSIONS

A. Power Flow Study Conclusions

Load flow studies were conducted under conditions representing 2006 heavy summer and 2006 light spring load with and without the Project for a total of 4 cases.

Palo Verde -- Devers 500 kV Line #2 was assumed to be in service and all four West of Devers 230 kV Lines were assumed had been upgraded.

Base case

There are two base case overloads that are attributed to previous projects and the Project contributed less than 1% of the loading of these lines. After the previous projects mitigate these base case overloads, the Project will not trigger additional overloads of these facilities.

B. Short Circuit Duty Study Conclusions

The additional 49.9 MW Project has increased the short circuit duty >0.1 kA at seven substation facilities: Eldorado substation, Miraloma substation, Rancho Vista substation, Etiwanda substation, Padua substation, San Bernardino substation, and Villa Park substation. The project does not trigger any circuit breaker upgrades on SCE's Bulk Power System in the initial engineering assessment but may change when further study is done to determine the need for circuit breaker upgrades.

Refer to table 4.1 -- Short Circuit Duty Sheet for details.

SCOPE OF WORK FOR FACILITIES STUDY

There are no associated upgrades with the Project on SCE's Bulk Power System based on initial engineering assessment.

An Operational Study will also need to be performed based on in-service-year, as opposed to interconnection application queue order. The Operational Study will evaluate the need for having circuit breaker upgrades and mitigation of overloaded facilities in-service prior to Project interconnection, even if these upgrades are assigned to earlier-queued projects that may have later in-service dates.

Note:

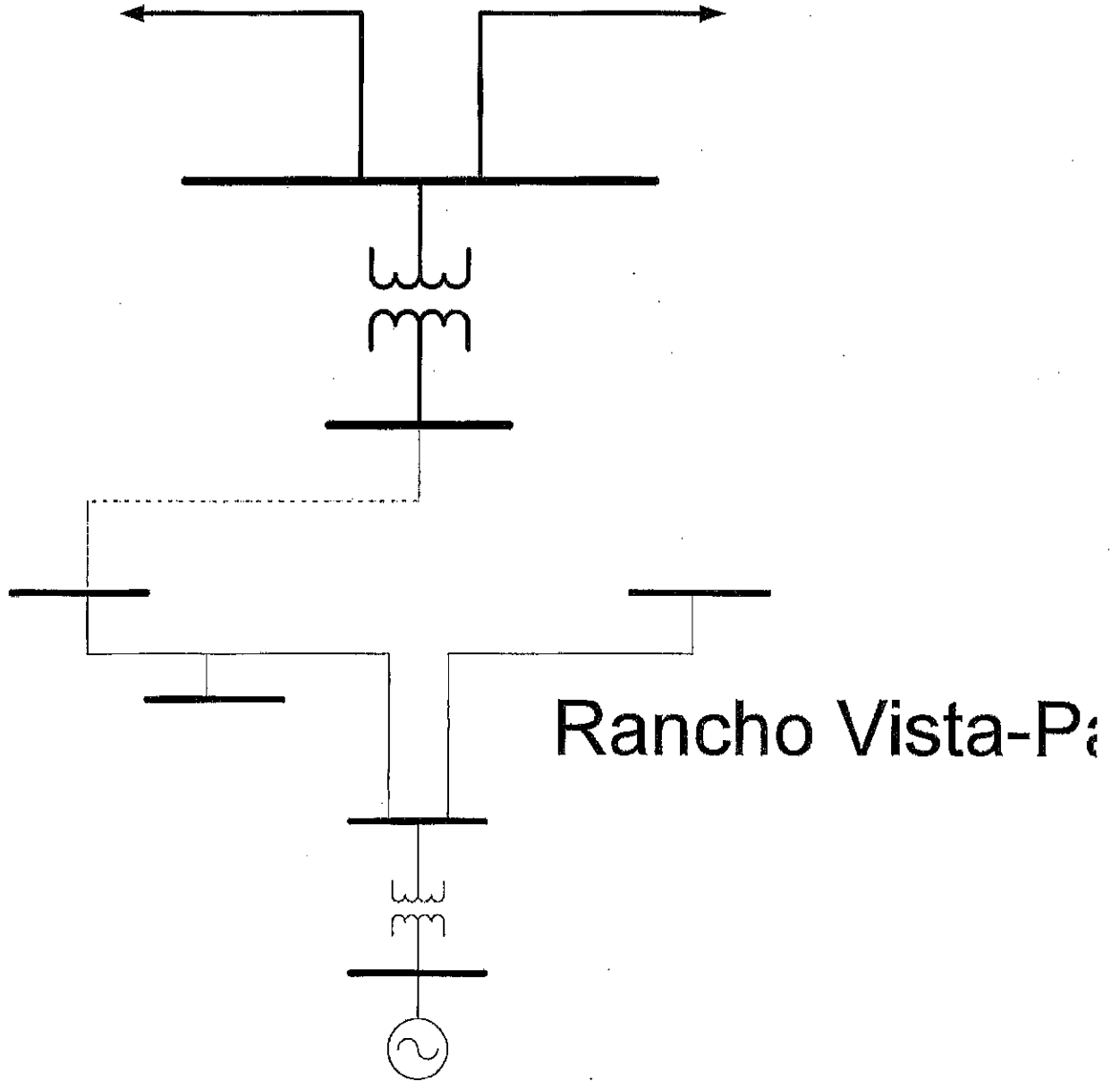
Study results may change due to other projects ahead of the queue in the area. A new study may be required if projects ahead of the queue are changed.

COST ESTIMATE

The *Nonbinding* Cost Estimates associated with upgrading SCE's Bulk Power facilities is \$ dollars, excluding ITCC. See the following table for itemized cost.

Item	Direct Assignments	System Upgrades	TOTAL
Generation Tie Lines	(covered in field engineering's study)	-	-
Communication Equipment	-	-	-
Short Circuit Duty Mitigation	(covered in field engineering's study)	\$22,311,000	\$22,311,000
Transmission Overload Mitigation	-	-	-
			\$22,311,000

APPENDIX A
SINGLE LINE DIAGRAM



Padua 230

PAGES OMITTED FOR
CEII REGULATIONS

**APPENDIX C
POWER FLOW PLOTS**

PAGES OMITTED FOR
CEII REGULATIONS